



MODUTECH[®]

Movement Technologies

Modular Belt Product Brochure

www.modutech.com.tr




Faster, Better, Stronger.

As Modutech, one of the leading company in the plastic modular belt industry, we continue to grow rapidly. In our new factory, which is 2 times bigger size of the old one, we offer the best service and just-in-time delivery privileges to our valued customers. For your satisfaction, we continue our understanding of excellence in our product and service quality.

We do not stop for a moment with our experienced team, we produce 24 hours a day, 7 days a week. To meet your urgent requests and demands, we provide service with increased production and stock capacity in new Modutech facility. We are now producing more with the same product quality and worldwide quality standards. We are increasing our product range day by day.

We reach the world with what we produce. With the strength we derive from our flexibility, quality, pre-sales and after-sales services, we establish the right partnerships with distributors, original equipment manufacturers and industrial companies in many countries of the world. We export to more than 75 countries with more than 50 distributorships in 6 continents.

We carry your business into the future today, as we did yesterday.



Flexibility for various applications

Modular Belts are more durable, flexible and efficient than traditional conveyor belts because of their material and functional solutions.

Modutech Modular Belts are constructed of plastic modules. They are secured with full-length hinge rods and driven through plastic sprockets which allows customization with a variety of flights, side guards and accessories. In addition, with the advantages of resilience in difficult environments, sterilization, low maintenance and easy installation; modular belts offer high performance even in various applications.

Here are our applications for various industries:

- fruit and vegetable applications
- meat, poultry and seafood applications
- bakery and pasta applications
- beverage applications
- can applications
- corrugated applications



Modutech Modular Belts ensures quality



We rely on standardisation by producing plastic modular belts from design to plastic moulding and assembling at acceptable standards. With the high quality materials combined with ultimate engineering offers us specialization in the production of plastic modular belts. We ensure this quality through complying with FDA and EU regulations. These regulations provides precise manufacturing process and high performance conveyor belts.

High Quality Materials

Best material ensures superior product quality and performance. Because of the material quality, change in temperatures can be easily handled through operations. We offer you standard materials like PP, PE, POM (acetal) and special materials such as detectable, antistatic, flame retardant, extra high temperature, hot water resistant, reinforced and low friction.




Various Industries Need Special Solutions




We offer combinable designs, materials and accessories for specific industries. Because, different working environments needs different solutions. Hygiene in case of bacteria retention is the key for food industry. Cleanliness standards are ensured through FDA and EU regulations. During manufacturing process, easy to clean and low maintenance helps you to keep these standards.

Customer satisfaction based qualified manufacturing







MP80 C
Micropitch Belt Series



MP80 FG
Micropitch Belt Series



MP80 NS
Micropitch Belt Series



MP80 NP
Micropitch Belt Series



MD254 GAP%48




MD254 FG-RT
Roller Top




EC508 C




EC508 PR%22



EC127 C



EC127 FG



EC127 GT



MD127 GAP%50



EC508 FG




EC508 FG-NT



EC508 PR%11




EC508 PR%13



HC127 C



SM127 C




SM127 FG




SM127 CRV
Curve Top Surface



EC508 DT



EC508 NT



MD508 C



MD508 FG



XP254 CR
Corrugated & Logistic Belt Series



XP254 FLT CR
Corrugated & Logistic Belt Series



XP254 C



XP254 PR%22



MD508 FG-RT
Roller Top



MD508 PR%25



HP508 RR



HP508 FG
Battery Belt




XP254 FG



EC254 C




EC254 PR%16




EC254 NT



HP508 C



EC254 R
Radius Belt 2,1



EC254 R-GT
Radius Belt 2,1 with
friction surface




EC254T R
Tight Radius Belt 1,4



MD254 FG



MD254 C



MD254 GT



MD254 RR




EC508T R
Tight Radius Belt 1,5

MP80 C (Micropitch Series)



Pitch:	8 mm / 0.315 inch
Belt Surface:	Close, Smooth Surface
Minimum Width:	101,6 mm / 4 inch
Open Area (%):	0%
Flight:	No
Sidewall:	No
Rod:	Ø3 mm / 0.118 inch
Approved:	FDA and EU
Curve:	No
Color:	Additional colors available
Cleanability:	Good
Belt Thickness:	6 mm / 0.236 inch
Min. Nosebar Diameter:	6 mm / 0.236 inch



Product Features and Functional Benefits

- Micro pitch series with small transfer gaps for tight transfer.
- Designed to run over 6 mm nosebars or rollers.
- Belt and sprocket design ensures superior load transmission and belt pull capacity.
- Headless pin making it very easy to install and remove the belt for maintenance.


Available Moulded Module Sizes

- 203,2 mm / **8 inch** module
- 101,6 mm / **4 inch** module


MP80 C / Technical Information

BELT / PIN MATERIAL	BELT STRENGTH				TEMPERATURE		BELT WEIGHT Kg/m ² / lb/ft ²
	Straight		Curve		°C / °F (min.)	°C / °F (max.)	
	N/m	lb/ft	N/m	lb/ft			
Acetal / Acetal	2750	188	-	-	-43 / -45.4	+110 / +230	5,3 / 1.09


- Belt strength and temperature values are maximum on the table.




MP80 C
Micropitch Belt Series



MP80 FG
Micropitch Belt Series



MP80 NS
Micropitch Belt Series
Non-slip Surface



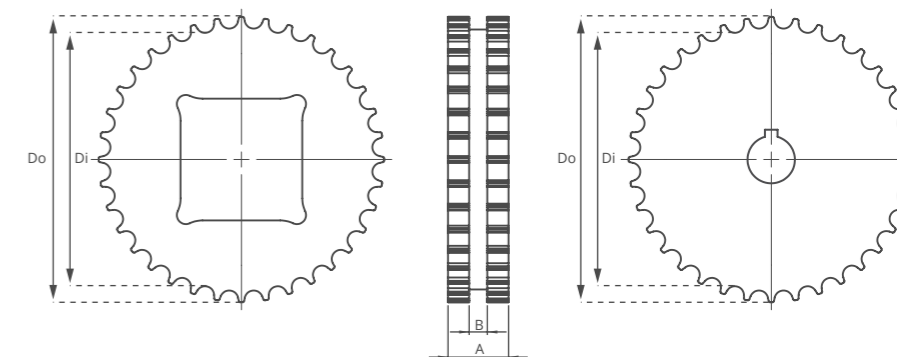
MP80 NP
Micropitch Belt Series
Negative Pyramid Surface

MP80 (Micropitch Series)

Accessories and Technical Specifications




Z36



MP80 Micro Pitch Series / Machined Sprockets Dimensions

NO. TEETH	Di mm/inch	Do mm/inch	B mm/inch	A mm/inch	Square Bore (Q) mm/inch	Round Bore (R) mm/inch	PRODUCT CODE	
							Square Type (Q)	Round Type (R)
Z18	40,9 / 1.61	48,0 / 1.89	6 / 0.23	20 / 0.78	20 / 0.78	25 / 1	MP80SQZ18	MP80SRZ18
Z24	56,4 / 2.22	63,7 / 2.51	6 / 0.23	20 / 0.78	25 / 1	25-30 / 1-1.25	MP80SQZ24	MP80SRZ24
Z36	87,5 / 3.44	94,9 / 3.74	6 / 0.23	20 / 0.78	40 / 1.57	25-30 / 1-1.25	MP80SQZ36	MP80SRZ36

- *All required sprockets produced by CNC.
- *Other sprockets and hub sizes are manufactured up to request.
- *POM (Acetal) and PA (Polyamide) sprockets raw material is available on request.
- *Machined Split Sprockets are available for each size.



Precise transfer even the smallest products!
Micropitch belt series are suitable to run 6mm nosebar roller.



EC127 C



Pitch:	12,7 mm / 0.5 inch
Belt Surface:	Close, Smooth Surface
Minimum Width:	50 mm / 1.97 inch
Open Area (%):	0%
Flight:	Yes (T25, T50)
Sidewall:	No
Rod:	Ø4,7 mm / 0.185 inch - Self Lock
Approved:	FDA and EU
Curve:	No
Color:	Additional colors available
Cleanability:	Good
Belt Thickness:	10 mm / 0.394 inch



Product Features and Functional Benefits

- Less vibration in high speed and nosebar applicaitons.
- Wear resistance in high speed applications with tight transfer.
- Unique sprocket engagement reduces pulsation.
- Tight transfer applications.
- Tight transfer and high speed conveyors.


Available Moulded Module Sizes

- 150 mm / **5.90 inch** module
- 100 mm / **3.94 inch** module
- 50 mm / **1.97 inch** module

EC127 C / Technical Information

BELT MATERIAL	BELT STRENGTH				TEMPERATURE		BELT WEIGHT Kg/m ² / lb/ft ²
	Straight		Curve		°C / °F (min.)	°C/°F (max.)	
	N/m	lb/ft	N/m	lb/ft			
Polypropylene	12100	829	-	-	+5 / +41	+90 / +194	5,8 / 1.20
Polyethylene	6600	452	-	-	-73 / -99.4	+66 / +150.8	6,2 / 1.27
Acetal	19800	1356	-	-	-43 / -45.4	+110 / +230	8,7 / 1.78


- Belt strength and temperature values are maximum on the table.



EC127 C



EC127 FG



EC127 GT



EC127 Series Accessories and Technical Specifications

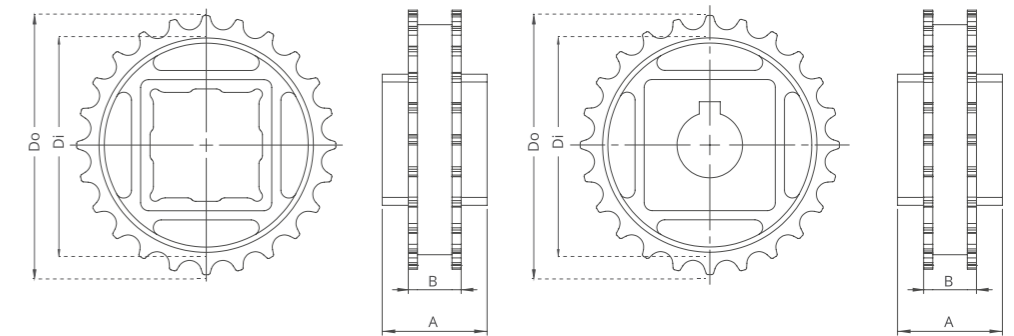


EC127 Series / Flight Dimensions

EC127 Series / Flights				
PRODUCT CODE	Flight Height (mm/inch)	Flight Width (mm/inch)	PRODUCT CODE	Sidewall Height (mm/inch)
EC127T25	25 / 1	150 / 5.90	-	-
EC127T50	50 / 2	150 / 5.90	-	-



Z24



EC127 Series / Standard Moulded Sprockets Dimensions

NO.TEETH	Di mm/inch	Do mm/inch	B mm/inch	A mm/inch	Square Bore (Q) mm/inch	Round Bore (R) mm/inch	PRODUCT CODE	
							Square Type (Q)	Round Type (R)
Z19	68,5 / 2.69	78,0 / 2.54	20 / 0.79	40 / 1.57	25-40 / 1-1.5	25-30 / 1-1.25	EC127SQZ19*PA	EC127SRZ19*PA
Z24	88,7 / 3.49	98,8 / 3.89	20 / 0.79	40 / 1.57	25-40 / 1-1.5	25-30 / 1-1.25	EC127SQZ24*PA	EC127SRZ24*PA
Z28	105,0 / 4.13	115,2 / 4.53	20 / 0.79	40 / 1.57	25-40 / 1-1.5	25-30 / 1-1.25	EC127SQZ28*PA	EC127SRZ28*PA
Z30	113,0 / 4.44	123,3 / 4.85	20 / 0.79	40 / 1.57	25-40 / 1-1.5	25-30 / 1-1.25	EC127SQZ30*PA	EC127SRZ30*PA
Z36	137,5 / 5.41	148,0 / 5.82	20 / 0.79	40 / 1.57	25-40 / 1-1.5	25-30 / 1-1.25	EC127SQZ36*PA	EC127SRZ36*PA

*Other sprockets and hub sizes are manufactured up to request.


*POM (Acetal) and PP (Polypropylene) sprockets raw material is available on request.

*Machined Split Sprockets are available for each size.

MD127 GAP%50



Pitch:	12,7 mm / 0.5 inch
Belt Surface:	Open, Smooth Surface
Minimum Width:	177,8 mm / 7 inch
Open Area (%):	50%. (Biggest opening 10 x 25 mm)
Flight:	No
Sidewall:	No
Rod:	Ø3,6 mm / 0.142 inch
Approved:	FDA and EU
Curve:	No
Color:	Additional colors available
Cleanability:	Excellent
Belt Thickness:	7 mm / 0.276 inch



Product Features and Functional Benefits

- Belt provides optimal open area for drainage and airflow.
- Less friction and product contact for easy cooking, cooling and freezing of products.
- Reduced dirt and oxide build due to self cleaning surface.
- Easy to clean reduces downtime for cleaning time 80%.


Available Moulded Module Sizes

- 203,2 mm / **8 inch** module
- 177,8 mm / **7 inch** module
- 127 mm / **5 inch** module

MD127 GAP%50 / Technical Information

BELT MATERIAL	BELT STRENGTH				TEMPERATURE		BELT WEIGHT Kg/m ² / lb/ft ²
	Straight		Curve		°C / °F (min.)	°C/°F (max.)	
	N/m	lb/ft	N/m	lb/ft			
Polypropylene	3410	233	-	-	+5 / +41	+90 / +194	2,8 / 0.57
Polyethylene	-	-	-	-	-	-	-
Acetal	4840	331	-	-	-43 / -45.4	+110 / +230	3,6 / 0.75

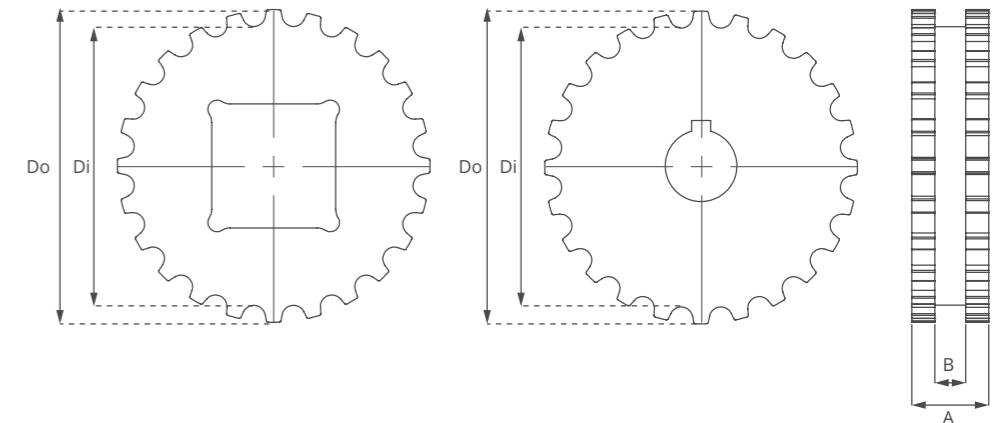
- Belt strength and temperature values are maximum on the table.



MD127 Series Technical Specifications



Z36



MD127 GAP%50 Serie / Machined Sprockets Dimensions

NO. TEETH	Di mm/inch	Do mm/inch	B mm/inch	A mm/inch	Square Bore (Q) mm/inch	Round Bore (R) mm/inch	PRODUCT CODE	
							Square Type (Q)	Round Type (R)
Z19	70,9 / 2.79	80,8 / 3.18	10 / 0.39	25 / 1.0	25-40 / 1-1.50	25-30 / 1-1.25	MD127G50SQZ19	MD127G50SRZ19
Z24	91,3 / 3.59	101,6 / 4.00	10 / 0.39	25 / 1.0	25-40 / 1-1.50	25-30 / 1-1.25	MD127G50SQZ24	MD127G50SRZ24
Z36	140,5 / 5.53	150,5 / 5.93	10 / 0.39	25 / 1.0	25-40 / 1-1.50	25-30 / 1-1.25	MD127G50SQZ36	MD127G50SRZ36

*All required sprockets produced by CNC.

*Other sprockets and hub sizes are manufactured up to request.

*POM (Acetal) and PA (Polyamide) sprockets raw material is available on request.


*Machined Split Sprockets are available for each size.



HC127 C



Pitch:	12,7 mm / 0.5 inch
Belt Surface:	Close, Smooth Surface
Minimum Width:	101,6 mm / 4 inch
Open Area (%):	0%
Flight:	No
Sidewall:	No
Rod:	Ø4,5 mm / 0.177 inch
Approved:	FDA and EU
Curve:	No
Color:	Additional colors available
Cleanability:	Excellent
Belt Thickness:	8 mm / 0.315 inch



Product Features and Functional Benefits

- Easy to clean reduces downtime for cleaning time 80%.
- Unique sprocket engagement - higher product load and longer conveyors.
- Close transfer applications.
- Reduces bacteria growth.

Available Moulded Module Sizes

- 203,2 mm / **8 inch** module
- 101,6 mm / **4 inch** module

HC127 C / Technical Information

BELT MATERIAL	BELT STRENGTH				TEMPERATURE		BELT WEIGHT Kg/m ² / lb/ft ²
	Straight		Curve		°C / °F (min.)	°C/°F (max.)	
	N/m	lb/ft	N/m	lb/ft			
Polypropylene	2750	188	-	-	+5 / +41	+90 / +194	3,8 / 0.78
Polyethylene	-	-	-	-	-	-	-
Acetal	5170	354	-	-	-43 / -45.4	+110 / +230	5,7 / 1.17

- Belt strength and temperature values are maximum on the table.



Super Clean

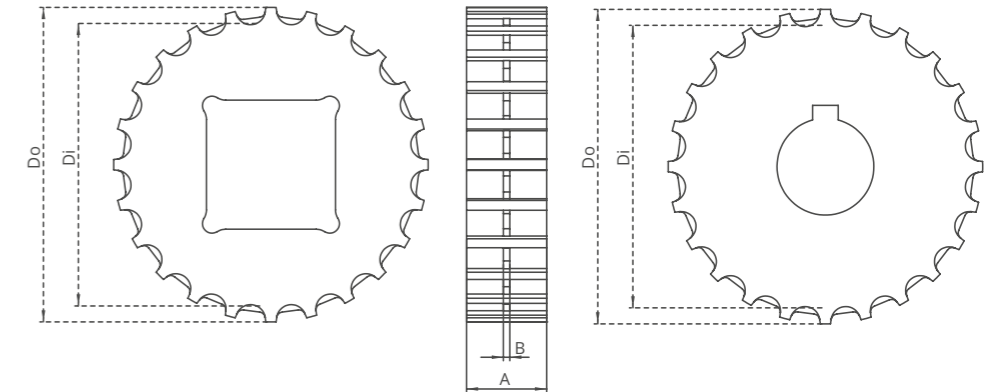
Open Double Hinge



HC127 Series Technical Specifications



Z36



HC127 C Serie / Machined Sprockets Dimensions

NO.TEETH	Di mm/inch	Do mm/inch	B mm/inch	A mm/inch	Square Bore (Q) mm/inch	Round Bore (R) mm/inch	PRODUCT CODE	
							Square Type (Q)	Round Type (R)
Z15	51,9 / 2.04	61,4 / 2.42	2 / 0.08	25 / 1.0	25 / 1-1.25	25-30 / 1-1.25	HC127SQZ15*POM	HC127SRZ15*POM
Z16	55,9 / 2.20	65,5 / 2.58	2 / 0.08	25 / 1.0	25 / 1-1.25	25-30 / 1-1.25	HC127SQZ16*POM	HC127SRZ16*POM
Z17	59,9 / 2.36	69,5 / 2.74	2 / 0.08	25 / 1.0	25 / 1-1.25	25-30 / 1-1.25	HC127SQZ17*POM	HC127SRZ17*POM
Z18	63,9 / 2.52	73,6 / 2.90	2 / 0.08	25 / 1.0	25-40 / 1-1.50	25-30 / 1-1.25	HC127SQZ18*POM	HC127SRZ18*POM
Z19	68,0 / 2.68	77,7 / 3.06	2 / 0.08	25 / 1.0	25-40 / 1-1.50	25-30 / 1-1.25	HC127SQZ19*POM	HC127SRZ19*POM
Z24	88,1 / 3.47	98,1 / 3.86	2 / 0.08	25 / 1.0	25-40 / 1-1.50	25-30 / 1-1.25	HC127SQZ24*POM	HC127SRZ24*POM

*All required sprockets produced by CNC.

*Other sprockets and hub sizes are manufactured up to request.

*POM (Acetal) and PA (Polyamide) sprockets raw material is available on request.


***Machined Split Sprockets are available for each size.**



SM127 FG



Pitch:	12,7 mm / 0.5 inch
Belt Surface:	Open, Smooth Surface
Minimum Width:	152,4 mm / 6.00 inch
Open Area (%):	22%. (Biggest opening 3,6 x 8,1 mm)
Flight:	No
Sidewall:	No
Rod:	Ø4,4 mm / 0.173 inch - Self Lock
Approved:	FDA and EU
Curve:	No
Color:	Additional colors available
Cleanability:	Excellent
Belt Thickness:	7,6 mm / 0.3 inch



Product Features and Functional Benefits

- Belt provides optimal open area for drainage and airflow.
- Less friction and product contact for easy cooking, cooling and freezing of products.
- Reduced dirt and oxide build due to self cleaning surface.

Available Moulded Module Sizes

- 152,4 mm / **6.00 inch** module

SM127 FG / Technical Information

BELT MATERIAL	BELT STRENGTH				TEMPERATURE		BELT WEIGHT Kg/m ² / lb/ft ²
	Straight		Curve		°C / °F (min.)	°C/°F (max.)	
	N/m	lb/ft	N/m	lb/ft			
Polypropylene	12845	880	-	-	+5 / +41	+90 / +194	4,2 / 0.86
Polyethylene	7705	528	-	-	-73 / -99.4	+66 / +150.8	4,4 / 0.91
Acetal	22475	1540	-	-	-43 / -45.4	+110 / +230	6,1 / 1.25

- Belt strength and temperature values are maximum on the table.



SM127 C



SM127 FG



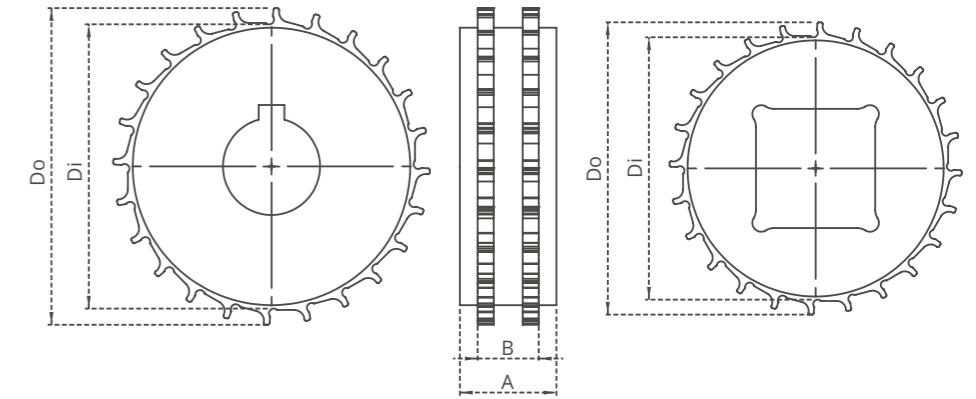
SM127 CRV
Curve Top Surface



SM127 Series Sprockets and Technical Specifications



Z23



SM127 Series / Machined Sprocket Dimensions

NO.TEETH	Di mm/inch	Do mm/inch	B mm/inch	A mm/inch	Square Bore (Q) mm/inch	Round Bore (R) mm/inch	PRODUCT CODE	
							Square Type (Q)	Round Type (R)
Z15	51,8 / 2.03	61,9 / 2.44	19 / 0.75	30 / 1.18	25 / 1	25-30 / 1-1.25	SM127SQZ15*POM	SM127SRZ15*POM
Z19	68,1 / 2.68	78,2 / 3.08	19 / 0.75	30 / 1.18	25-40 / 1-1.5	25-30 / 1-1.25	SM127SQZ19*POM	SM127SRZ19*POM
Z24	88,4 / 3.48	98,5 / 3.88	19 / 0.75	30 / 1.18	25-40 / 1-1.5	25-30 / 1-1.25	SM127SQZ24*POM	SM127SRZ24*POM
Z28	104,7 / 4.12	114,7 / 4.52	19 / 0.75	30 / 1.18	25-40 / 1-1.5	25-30 / 1-1.25	SM127SQZ28*POM	SM127SRZ28*POM
Z36	137,1 / 5.39	147,1 / 5.79	19 / 0.75	30 / 1.18	25-40 / 1-1.5	25-30 / 1-1.25	SM127SQZ36*POM	SM127SRZ36*POM

*All required sprockets produced by CNC.

*Other sprockets and hub sizes are manufactured up to request.


*POM (Acetal) and PA (Polyamide) sprockets raw material is available on request.

***Machined Split Sprockets are available for each size.**



XP254 C

Pitch:	25,4 mm / 1 inch
Belt Surface:	Close, Smooth Surface
Minimum Width:	76,2 mm / 3 inch
Open Area (%):	0%
Flight:	Yes (T25, T50, T75, T100)
Sidewall:	Yes (h=25 mm, h=50 mm, h=75 mm, h=100 mm)
Rod:	Ø4,5 mm / 0.177 inch - Self Lock
Approved:	FDA and EU
Curve:	No
Color:	Additional colors available
Cleanability:	Good
Belt Thickness:	8.8 mm / 0.346 inch



Product Features and Functional Benefits

- Unique sprocket engagement - higher product load and longer conveyors.
- Unique sprocket engagement reduces pulsation and increases load capacity.
- Close transfer applications.
- Extra power, bi-directional belt for long conveyors.
- Chamfered belt edges.

Available Moulded Module Sizes

- 152,4 mm / **6 inch** module
- 76,2 mm / **3 inch** module

XP254 C / Technical Information

BELT MATERIAL	BELT STRENGTH				TEMPERATURE		BELT WEIGHT Kg/m ² / lb/ft ²
	Straight		Curve		°C / °F (min.)	°C / °F (max.)	
	N/m	lb/ft	N/m	lb/ft			
Polypropylene	18400	1260.80	-	-	+5 / +41	+90 / +194	5,50 / 1.13
Polyethylene	9100	623.55	-	-	-73 / -99.4	+66 / +150.8	5,80 / 1.19
Acetal	32100	2199.55	-	-	-43 / -45.4	+110 / +230	7,90 / 1.62

- Belt strength and temperature values are maximum on the table.



XP254 C



XP254 PR%22




XP254 FG



XP254 BT



XP254 Series Technical Specifications

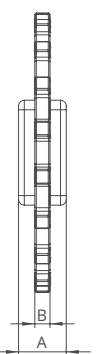
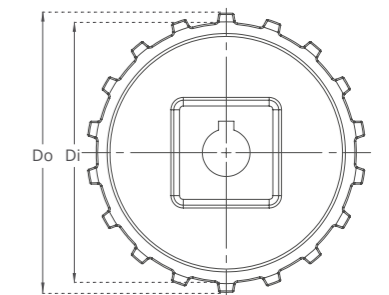
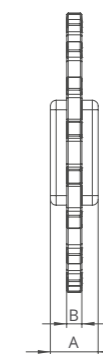
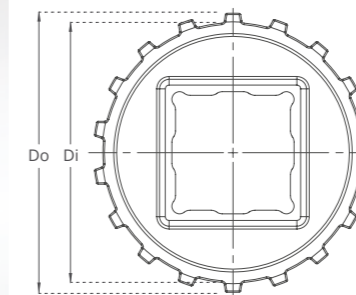


XP254 Series / Flight & Sidewall Dimensions

XP254 Series / Flights & Sidewalls				
PRODUCT CODE	Flight Height (mm/ inch)	Flight Width (mm/ inch)	PRODUCT CODE	Sidewall Height (mm/ inch)
XP254T25	25 / 1	152,4 / 6	XP254SW25	25 / 1
XP254T50	50 / 2	152,4 / 6	XP254SW50	50 / 2
XP254T75	75 / 3	152,4 / 6	XP254SW75	75 / 3
XP254T100	100 / 4	152,4 / 6	XP254SW100	100 / 4



Z18



XP254 Series / Standard Sprockets Dimensions

NO. TEETH	Di mm/ inch	Do mm/ inch	B mm/ inch	A mm/ inch	Square Bore (Q) mm/ inch	Round Bore (R) mm/ inch	PRODUCT CODE	
							Square Type (Q)	Round Type (R)
Z8	53,2 / 2.09	64,0 / 2.52	8 / 0.31	25 / 1	25 / 1	25-30 / 1-1.25	XP254SQZ8*PA	XP254SRZ8*PA
Z10	71,6 / 2.82	82,5 / 3.25	8 / 0.31	25 / 1	40 / 1.5	25-30 / 1-1.25	XP254SQZ10*PA	XP254SRZ10*PA
Z12	89,0 / 3.50	99,5 / 3.92	8 / 0.31	25 / 1	40 / 1.5	25-30 / 1-1.25	XP254SQZ12*PA	XP254SRZ12*PA
Z15	114,0 / 4.49	124,0 / 4.88	8 / 0.31	25 / 1	40-60 / 1.5-2.5	25-30 / 1-1.25	XP254SQZ15*PA	XP254SRZ15*PA
Z18	136,4 / 5.37	146,4 / 5.76	8 / 0.31	25 / 1	40-60 / 1.5-2.5	25-30 / 1-1.25	XP254SQZ18*PA	XP254SRZ18*PA




- Split moulded sprockets are available for XP254 Z15 & Z18!

*Other sprockets and hub sizes are manufactured up to request. *POM (Acetal) and PP (Polypropylene) sprockets raw material is available on request.
*Machined Split Sprockets are available for each size.

XP254 CR



Pitch:	25,4 mm / 1 inch
Belt Surface:	Close, Non Slip Surface
Minimum Width:	76,2 mm / 3 inch
Open Area (%):	0%
Flight:	No
Sidewall:	No
Rod:	Ø4,5 mm / 0.177 inch - Self Lock
Approved:	No
Curve:	No
Color:	Additional colors available
Cleanability:	Good
Belt Thickness:	9,3 mm / 0.366 inch




Product Features and Functional Benefits

- Chamfered belt edges.
- Reinforced bottom surface - higher product load and longer conveyors.
- Unique sprocket engagement reduces pulsation and increases load capacity.
- Close transfer applications.
- Extra power, bi-directional belt for long conveyors.
- Safety walking top surface.

Available Moulded Module Sizes

- 152,4 mm / **6 inch** module
- 76,2 mm / **3 inch** module



Reinforced Bottom Surface


XP254 CR / Technical Information

BELT / PIN MATERIAL	BELT STRENGTH				TEMPERATURE		BELT WEIGHT Kg/m ² / lb/ft ²
	Straight		Curve		°C / °F (min.)	°C / °F (max.)	
	N/m	lb/ft	N/m	lb/ft			
Acetal / PA6	40250	2758	-	-	-43 / -45.4	+110 / +230	8,1 / 1.67

- Belt strength and temperature values are maximum on the table.

XP254 FLT CR

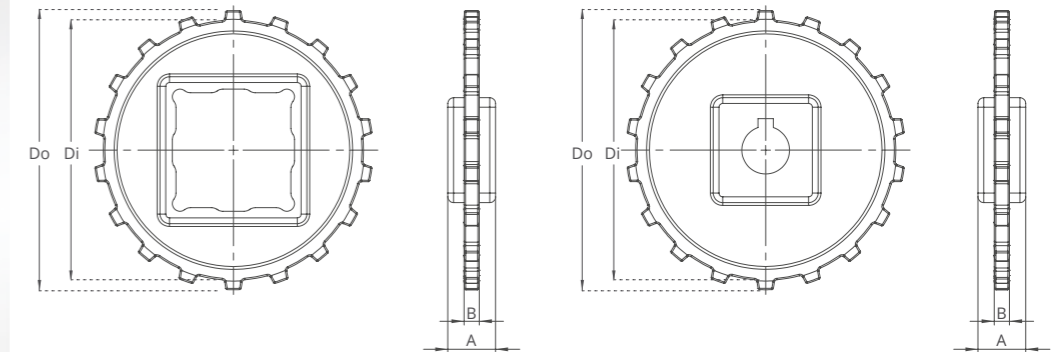
Pitch:	25,4 mm / 1 inch
Belt Surface:	Close, Smooth Surface
Minimum Width:	76,2 mm / 3 inch
Open Area (%):	0%
Flight:	No
Sidewall:	No
Rod:	Ø4,5 mm / 0.177 inch - Self Lock
Approved:	No
Curve:	No
Color:	Additional colors available
Cleanability:	Good
Belt Thickness:	8,8 mm / 0.346 inch



XP254 Series Technical Specifications



Z18



- Split moulded sprockets are available for XP254 Z15 & Z18!

XP254 Series / Standard Sprockets Dimensions

NO. TEETH	Di mm/inch	Do mm/inch	B mm/inch	A mm/inch	Square Bore (Q) mm/inch	Round Bore (R) mm/inch	PRODUCT CODE	
							Square Type (Q)	Round Type (R)
Z8	53,2 / 2.09	64,0 / 2.52	8 / 0.31	25 / 1	25 / 1	25-30 / 1-1.25	XP254SQZ8*PA	XP254SRZ8*PA
Z10	71,6 / 2.82	82,5 / 3.25	8 / 0.31	25 / 1	40 / 1.5	25-30 / 1-1.25	XP254SQZ10*PA	XP254SRZ10*PA
Z12	89,0 / 3.50	99,5 / 3.92	8 / 0.31	25 / 1	40 / 1.5	25-30 / 1-1.25	XP254SQZ12*PA	XP254SRZ12*PA
Z15	114,0 / 4.49	124,0 / 4.88	8 / 0.31	25 / 1	40-60 / 1.5-2.5	25-30 / 1-1.25	XP254SQZ15*PA	XP254SRZ15*PA
Z18	136,4 / 5.37	146,4 / 5.76	8 / 0.31	25 / 1	40-60 / 1.5-2.5	25-30 / 1-1.25	XP254SQZ18*PA	XP254SRZ18*PA

*Other sprockets and hub sizes are manufactured up to request. *POM (Acetal) and PP (Polypropylene) sprockets raw material is available on request.
*Machined Split Sprockets are available for each size.



Safety first because Modutech cares about you!
Non-skid surface offers safety through walking for corrugated industry.

EC254 C (Easy Clean)

Pitch:	25,4 mm / 1 inch
Belt Surface:	Close, Smooth Surface
Minimum Width:	152,4 mm / 6 inch
Open Area (%):	0%
Flight:	Yes (T25, T50, T75, TC75, TCH75, T100, TNC50, TNC100)
Sidewall:	Yes (h=25 mm, h=50 mm, h=75 mm, h=100 mm)
Rod:	Ø5 mm / 0.197 inch - Self Lock
Approved:	FDA and EU
Curve:	No
Color:	Additional colors available
Cleanability:	Excellent
Belt Thickness:	10 mm / 0.394 inch



Product Features and Functional Benefits

- Easy to clean reduces downtime for cleaning time 70%.
- Unique sprocket engagement - higher product load and longer conveyors.
- Close transfer applications.
- Reduces bacteria growth.

Available Moulded Module Sizes

- 152,4 mm / **6 inch** module
- 76,2 mm / **3 inch** module
- 45 mm / **1.77 inch** module
- 30 mm / **1.18 inch** module

EC254 C / Technical Information

BELT MATERIAL	BELT STRENGTH				TEMPERATURE		BELT WEIGHT Kg/m ² / lb/ft ²
	Straight		Curve		°C / °F (min.)	°C / °F (max.)	
	N/m	lb/ft	N/m	lb/ft			
Polypropylene	15400	1055	-	-	+5 / +41	+90 / +194	4,9 / 1.00
Polyethylene	9240	603	-	-	-73 / -99.4	+66 / +150.8	5,2 / 1.05
Acetal	25150	1723	-	-	-43 / -45.4	+110 / +230	7,3 / 1.49


- Belt strength and temperature values are maximum on the table.



EC254 C



EC254 PR%16




EC254 NT



EC254 GT




EC254 Series Accessories and Technical Specifications

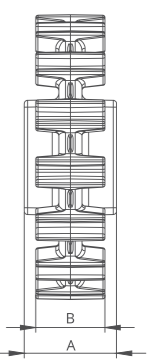
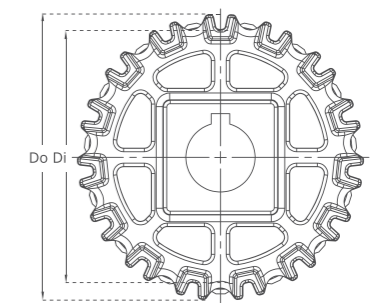
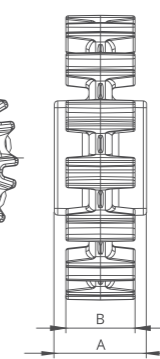
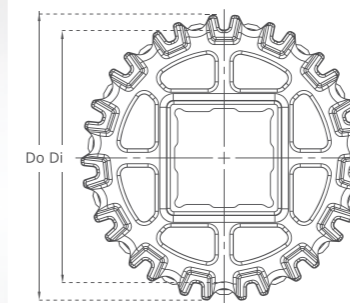


EC254 Series / Flight & Sidewall Dimensions

EC254 Series / Flights & Sidewalls				
PRODUCT CODE	Flight Height (mm/ inch)	Flight Width (mm/ inch)	PRODUCT CODE	Sidewall Height (mm/ inch)
EC254T25	25 / 1	152,4 / 6	EC254SW25	25 / 1
EC254T50	50 / 2	152,4 / 6	EC254SW50	50 / 2
EC254T75	75 / 3	152,4 / 6	EC254SW75	75 / 3
EC254T100	100 / 4	152,4 / 6	EC254SW100	100 / 4
EC254TC75	75 / 3	152,4 / 6	-	-
EC254TCH75	75 / 3	152,4 / 6	-	-
EC254TNC50	50 / 2	152,4 / 6	-	-
EC254TNC100	100 / 4	152,4 / 6	-	-



Z15



EC254 Series / Standard Sprockets Dimensions

NO. TEETH	Di mm/ inch	Do mm/ inch	B mm/ inch	A mm/ inch	Square Bore (Q) mm/ inch	Round Bore (R) mm/ inch	PRODUCT CODE	
							Square Type (Q)	Round Type (R)
Z8	51,6 / 2.03	64,6 / 2.54	30 / 1.18	40 / 1.57	25 / 1	25 / 1	EC254SQZ8*POM	EC254SRZ8*POM
Z10	68,8 / 2.71	81,8 / 3.22	30 / 1.18	40 / 1.57	40 / 1.5	25-30 / 1-1.25	EC254SQZ10*POM	EC254SRZ10*POM
Z12	85,5 / 3.37	98,8 / 3.89	30 / 1.18	40 / 1.57	40 / 1.5	25-30 / 1-1.25	EC254SQZ12*POM	EC254SRZ12*POM
Z15	111,1 / 4.37	124,1 / 4.89	30 / 1.18	40 / 1.57	40 / 1.5	25-30 / 1-1.25	EC254SQZ15*POM	EC254SRZ15*POM
Z18	136,1 / 5.36	149,1 / 5.87	30 / 1.18	40 / 1.57	40 / 1.5	25-30 / 1-1.25	EC254SQZ18*POM	EC254SRZ18*POM

*Other sprockets and hub sizes are manufactured up to request. *PA (Polyamide) and PP (Polypropylene) sprockets raw material is available on request.

*Machined Split Sprockets are available for each size.

MD254 FG



Pitch:	25,4 mm / 1 inch
Belt Surface:	Open, Smooth Surface
Minimum Width:	50 mm / 1.97 inch
Open Area (%):	33%. (Biggest opening 5,5 x 7 mm)
Flight:	Yes (T25, T50, TC50, TCH50, TNC75, TNC100, T75, T100)
Sidewall:	Yes (h=25mm, h=50mm, h=75mm, h=100mm)
Rod:	Ø 5 mm / 0.197 inch - Self Lock
Approved:	FDA and EU
Curve:	No
Color:	Additional colors available
Cleanability:	Good
Belt Thickness:	10 mm / 0.394 inch



Product Features and Functional Benefits

- Belt provides optimal open area for drainage and airflow.
- Less friction and product contact for easy cooking, cooling and freezing of products.
- Reduced dirt and oxide build due to self cleaning surface.
- Bi-directional belt for long conveyors.
- Stainless steel pins option for high temperature applications.
- Easy to clean reduces downtime for cleaning time 70%.
- Stainless steel pins option reduce belt elongation for high temperature application.

Available Moulded Module Sizes

- 200 mm / **7.87 inch** module
- 100 mm / **3.94 inch** module
- 50 mm / **1.97 inch** module
- 33 mm / **1.30 inch** module


MD254 FG / Technical Information

BELT MATERIAL	BELT STRENGTH				TEMPERATURE		BELT WEIGHT Kg/m ² / lb/ft ²
	Straight		Curve		°C / °F (min.)	°C / °F (max.)	
	N/m	lb/ft	N/m	lb/ft			
Polypropylene	15400	1055	-	-	+5 / +41	+90 / +194	4,6 / 0.94
Polyethylene	8800	603	-	-	-73 / -99.4	+66 / +150.8	5,1 / 1.04
Acetal	27170	1861	-	-	-43 / -45.4	+110 / +230	7,1 / 1.45

- Belt strength and temperature values are maximum on the table.



MD254 C



MD254 RR




MD254 GAP%48



MD254 FG-RT




MD254 Series Accessories and Technical Specifications



MD254 Series / Flight & Sidewall Dimensions

MD254 Series / Flights & Sidewalls				
PRODUCT CODE	Flight Height (mm/inch)	Flight Width (mm/inch)	PRODUCT CODE	Sidewall Height (mm/inch)
MD254T25	25 / 1	200 / 7.87	MD254SW25	25 / 1
MD254T50	50 / 2	200 / 7.87	MD254SW50	50 / 2
MD254T75	75 / 3	200 / 7.87	MD254SW75	75 / 3
MD254T100	100 / 4	200 / 7.87	MD254SW100	100 / 4
MD254TC50	50 / 2	200 / 7.87	-	-
MD254TCH50	50 / 2	200 / 7.87	-	-
MD254TNC75	75 / 3	200 / 7.87	-	-
MD254TNC100	100 / 4	200 / 7.87	-	-

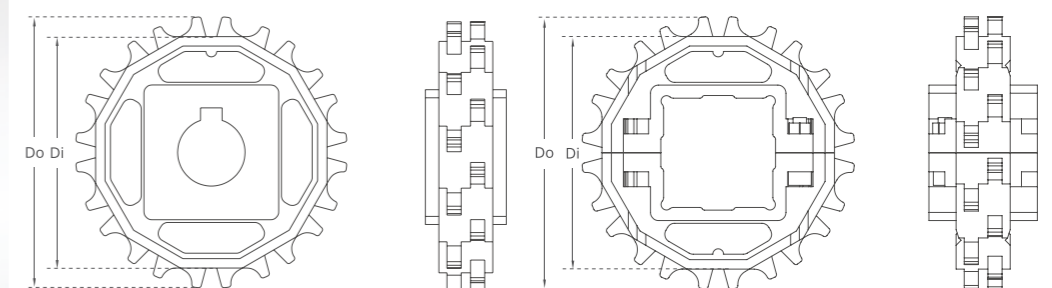


MD254 GT / Friction Top Surface

BELT TYPE	Belt Material	Belt Colour	Rubber Insert Colour	Module Width	
				mm	inch
MD254 GT	PP	White/Blue/ Gray	White/Black	200	7,87



Z12



Split moulded sprockets are available.

MD254 Series / Standard Sprockets Dimensions

NO. TEETH	Di mm/inch	Do mm/inch	B mm/inch	A mm/inch	Square Bore (Q) mm/inch	Round Bore (R) mm/inch	PRODUCT CODE	
							Square Type (Q)	Round Type (R)
Z8	52,0 / 2.05	67,0 / 2.64	6 / 0.24	30 / 1.18	25 / 1	25 / 1	MD-TR254SQ25Z8*POM	MD-TR254SRZ8*POM
Z10	69,0 / 2.72	84,0 / 3.31	6 / 0.24	30 / 1.18	40 / 1.5	25-30 / 1-1.25	MD-TR254SQ10*POM	MD-TR254SRZ10*POM
Z12	85,84 / 3.38	100,84 / 3.97	6 / 0.24	30 / 1.18	40 / 1.5	25-30 / 1-1.25	MD-TR254SQ12*POM	MD-TR254SRZ12*POM
Z15	110,8 / 4.36	125,8 / 4.95	6 / 0.24	30 / 1.18	40 / 1.5	25-30 / 1-1.25	MD-TR254SQ15*POM	MD-TR254SRZ15*POM
Z16	119,1 / 4.69	134,1 / 5.28	6 / 0.24	30 / 1.18	40 / 1.5	25-30 / 1-1.25	MD-TR254SQ16*POM	MD-TR254SRZ16*POM
Z18	135,63 / 5.34	150,58 / 5.93	6 / 0.24	30 / 1.18	40 / 1.5	25-30 / 1-1.25	MD-TR254SQ18*POM	MD-TR254SRZ18*POM

*Other sprockets and hub sizes are manufactured up to request. *PA (Polyamide) and PP (Polypropylene) sprockets raw material is available on request.
*Machined Split Sprockets are available for each size.

EC508 C (Easy Clean)



Pitch:	50,8 mm / 2 inch
Belt Surface:	Close, Smooth Surface
Minimum Width:	100 mm / 3.94 inch
Open Area (%):	0%
Flight:	Yes (T25, T50, T75, T100, T150, TNC50, TNC100, TC75, TC100, TC150, TCC75, TCC100, TCC150, TCCH100)
Sidewall:	Yes (h=25 mm, h=50 mm, h=75 mm, h=100 mm)
Rod:	Ø7 mm / 0.276 inch - Self Lock
Approved:	FDA and EU
Curve:	No
Color:	Additional colors available
Cleanability:	Excellent
Belt Thickness:	16 mm / 0.630 inch



Product Features and Functional Benefits

- Easy to clean reduces downtime for cleaning time 70%.
- Close transfer applications.
- Reduces bacteria growth.
- Unique sprocket engagement - higher product load and longer conveyors.
- Strong and thick product supports allow more load without breaking.
- Impact resistance to withstand heavy objects falling into the belt.

Available Moulded Module Sizes

- 200 mm / **7.87 inch** module
- 100 mm / **3.94 inch** module
- 60 mm / **2.36 inch** module
- 40 mm / **1.57 inch** module


EC508 C / Technical Information

BELT MATERIAL	BELT STRENGTH				TEMPERATURE		BELT WEIGHT Kg/m ² / lb/ft ²
	Straight		Curve		°C / °F (min.)	°C / °F (max.)	
	N/m	lb/ft	N/m	lb/ft			
Polypropylene	19800	1356	-	-	+5 / +41	+90 / +194	9,0 / 1.85
Polyethylene	11000	753	-	-	-73 / -99.4	+66 / +150.8	9,4 / 1.93
Acetal	33000	2260	-	-	-43 / -45.4	+110 / +230	13,5 / 2.77

- Belt strength and temperature values are maximum on the table.



EC508 C



EC508 NT



EC508 DT



EC508 FG



EC508 FG-NT



EC508 PR%22




EC508 PR%11



EC508 PR%13



EC508 Series Accessories and Technical Specifications

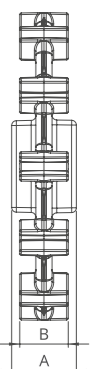
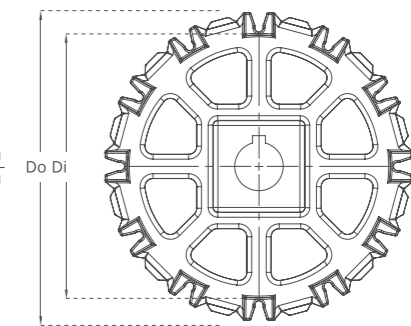
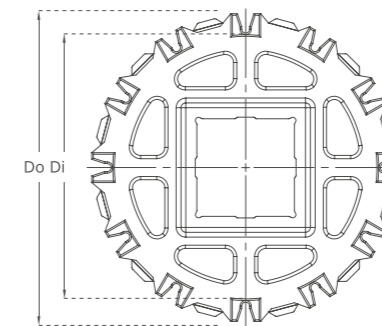


EC508 Series / Flight & Sidewall Dimensions

EC508 Series / Flights & Sidewalls				
PRODUCT CODE	Flight Height (mm/inch)	Flight Width (mm/inch)	PRODUCT CODE	Sidewall Height (mm/inch)
EC508T25	25 / 1	200 / 7.87	EC508SW25	25 / 1
EC508T50	50 / 2	200 / 7.87	EC508SW50	50 / 2
EC508T75	75 / 3	200 / 7.87	EC508SW75	75 / 3
EC508T100	100 / 4	200 / 7.87	EC508SW100	100 / 4
EC508T150	150 / 6	200 / 7.87	-	-
EC508TC75	75 / 3	200 / 7.87	-	-
EC508TC100	100 / 4	200 / 7.87	-	-
EC508TC150	150 / 6	200 / 7.87	-	-
EC508TCC75	75 / 3	200 / 7.87	-	-
EC508TCC100	100 / 4	200 / 7.87	-	-
EC508TCC150	150 / 6	200 / 7.87	-	-
EC508TNC100	100 / 4	200 / 7.87	-	-
EC508TCH100	100 / 4	200 / 7.87	-	-
EC508TCCH100	100 / 4	200 / 7.87	-	-



Z10



EC508 Series / Standard Sprockets Dimensions

NO. TEETH	Di mm/inch	Do mm/inch	B mm/inch	A mm/inch	Square Bore(Q) mm/inch	Round Bore(R) mm/inch	PRODUCT CODE	
							Square Type (Q)	Round Type (R)
Z6	73,0 / 2.87	90,0 / 3.54	30 / 1.18	40 / 1.57	40 / 1.5	25-30 / 1-1.25	EC508SQZ6*PA	EC508SRZ6*PA
Z8	107,5 / 4.23	124,5 / 4.90	30 / 1.18	40 / 1.57	40 / 1.5	25-30 / 1-1.25	EC508SQZ8*PA	EC508SRZ8*PA
Z10	141,5 / 5.57	158,0 / 6.22	30 / 1.18	40 / 1.57	40-60 / 1.5-2.5	25-30 / 1-1.25	EC508SQZ10*PA	EC508SRZ10*PA
Z12	175,2 / 6.90	191,2 / 7.53	30 / 1.18	40 / 1.57	40-60 / 1.5-2.5	25-30 / 1-1.25	EC508SQZ12*PA	EC508SRZ12*PA

*Other sprockets and hub sizes are manufactured up to request.

*POM (Acetal) and PP (Polypropylene) sprockets raw material is available on request.

*Machined Split Sprockets are available for each size.

MD508 FG (Heavy Duty)



Pitch:	50,8 mm / 2 inch
Belt Surface:	Open, Smooth Surface
Minimum Width:	150 mm / 5.90 inch
Open Area (%):	34%. (Biggest opening 6 x 19,8 mm)
Flight:	Yes (T50, T100, T150)
Sidewall:	No
Rod:	Ø7 mm / 0.275 inch - Self Lock
Approved:	FDA and EU
Curve:	No
Color:	Additional colors available
Cleanability:	Good
Belt Thickness:	16 mm / 0.629 inch



Product Features and Functional Benefits

- Belt provides optimal open area for drainage and airflow.
- Unique sprocket engagement reduces pulsation and increases load capacity.
- High power, bi-directional belt for long conveyors.
- Unique sprocket engagement - higher product load and longer conveyors.
- Strong and thick product supports allow more load without breaking.
- Impact resistance to with stand heavy objects falling on the belt.


Available Moulded Module Sizes

- 150 mm / **5.90 inch** module

MD508 FG / Technical Information

BELT MATERIAL	BELT STRENGTH				TEMPERATURE		BELT WEIGHT Kg/m ² / lb/ft ²
	Straight		Curve		°C / °F (min.)	°C / °F (max.)	
	N/m	lb/ft	N/m	lb/ft			
Polypropylene	28600	1959	-	-	+5 / +41	+90 / +194	6,8 / 1.39
Polyethylene	19800	1356	-	-	-73 / -99.4	+66 / +150.8	7,2 / 1.48
Acetal	38500	2637	-	-	-43 / -45.4	+110 / +230	10,2 / 2.09

- Belt strength and temperature values are maximum on the table.




MD508 C



MD508 FG



MD508 PR%25



MD508 FG-RT

Roller Top



MD508 Series Accessories and Technical Specifications

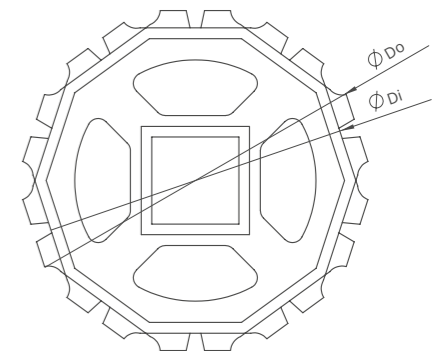
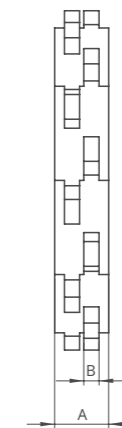
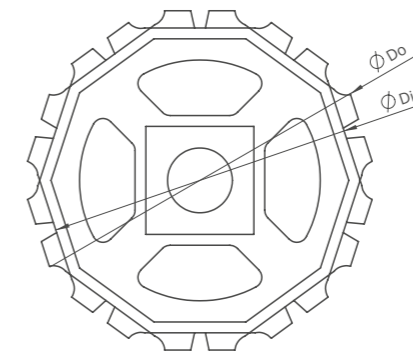


MD508 Series / Flight Dimensions

MD508 Series / Flights				
PRODUCT CODE	Flight Height (mm/inch)	Flight Width (mm/inch)	PRODUCT CODE	Sidewall Height (mm/inch)
MD508T50	50 / 2	150 / 5.90	-	-
MD508T100	100 / 4	150 / 5.90	-	-
MD508T150	150 / 6	150 / 5.90	-	-



Z12



MD508 Series / Standard Sprockets Dimensions

NO. TEETH	Di mm/inch	Do mm/inch	B mm/inch	A mm/inch	Square Bore (Q) mm/inch	Round Bore (R) mm/inch	PRODUCT CODE	
							Square Type (Q)	Round Type (R)
Z8	107,37 / 4.23	127,35 / 5.01	7 / 0.27	40 / 1.57	40 / 1.5	25-30 / 1-1.25	MD508SQZ8*POM	MD508SRZ8*POM
Z10	141,27 / 5.56	160,14 / 6.30	7 / 0.27	40 / 1.57	40-60 / 1.5-2.5	25-30 / 1-1.25	MD508SQZ10*POM	MD508SRZ10*POM
Z12	174,71 / 6.87	193,24 / 7.61	7 / 0.27	40 / 1.57	40-60 / 1.5-2.5	25-30 / 1-1.25	MD508SQZ12*POM	MD508SRZ12*POM

*Other sprockets and hub sizes are manufactured up to request.

*PA (Polyamide) and PP (Polypropylene) sprockets raw material is available on request.

*Machined Split Sprockets are available for each size.

HP508 RR

Pitch:	50,8 mm / 2 inch
Belt Surface:	Open, Raised Rib Surface
Minimum Width:	152,4 mm / 6 inch
Open Area (%):	36%. (Biggest opening 3,5 x 18,5 mm)
Flight:	No
Sidewall:	No
Rod:	Ø7 mm / 0.275 inch - Self Lock
Approved:	FDA and EU
Curve:	No
Color:	Additional colors available
Cleanability:	Good
Belt Thickness:	24 mm / 0.945 inch
Comb:	Yes



Product Features and Functional Benefits

- Less friction and product contact for easy cooking, cooling and freezing of products.
- Reduces back line pressure with up to 70%.
- Reduced dirt and oxide build up due to self cleaning surface.
- Finger plate for trouble free transfer.
- Unique sprocket engagement reduces pulsation and increases load capacity.


Available Moulded Module Sizes

- 152,4 mm / **6 inch** module
- 76,2 mm / **3 inch** module

HP508 RR / Technical Information

BELT MATERIAL	BELT STRENGTH				TEMPERATURE		BELT WEIGHT
	Straight		Curve		°C (min.) - °F (min.)	°C (max.) - °F (max.)	Kg/m ² - lb/ft ²
	N/m	lb/ft	N/m	lb/ft			
Polypropylene	34200	2343	-	-	+5 / +42.8	+90 / +194	8,9 - 1.82
PPHomopolymer	34200	2343	-	-	+5 / +42.8	+118 / +244	8,9 - 1.82
Acetal	45500	3117	-	-	-43 / -45.4	+110 / +230	13,5 - 2.76

- Belt strength and temperature values are maximum on the table.



HP508 C



HP508 RR



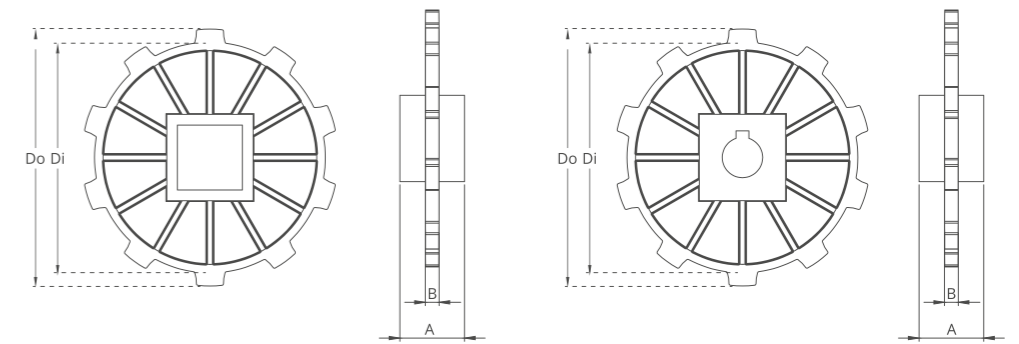
HP508 FG
Battery Belt



HP508 Series Accessories and Technical Specifications



Z8



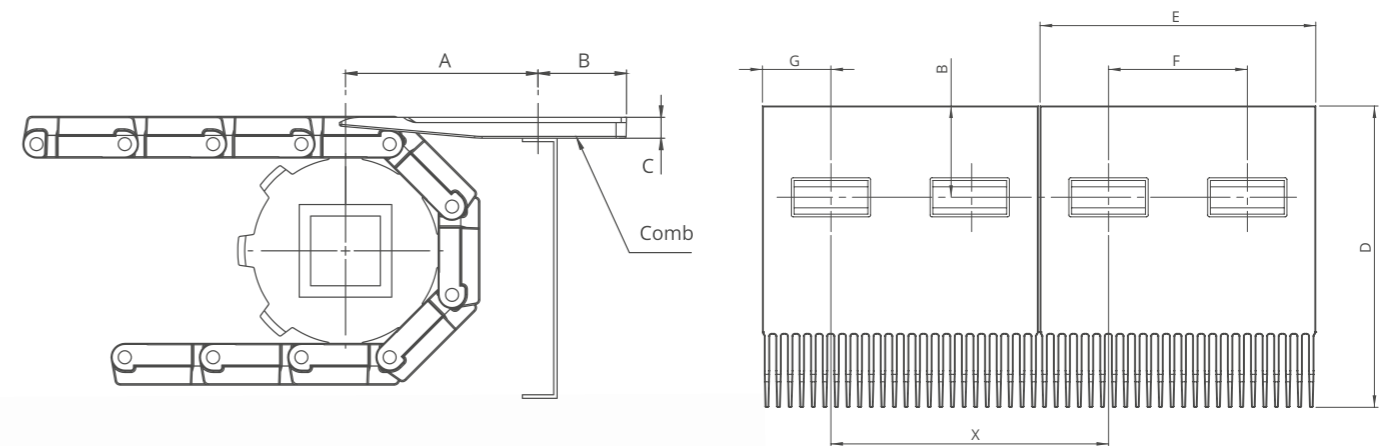
HP508 Series / Standard Sprockets Dimensions

NO.TEETH	Di mm/inch	Do mm/inch	B mm/inch	A mm/inch	Square Bore (Q) mm/inch	Round Bore (R) mm/inch	PRODUCT CODE	
							Square Type (Q)	Round Type (R)
Z8	109,0 / 4.29	125,0 / 4.92	9,0 / 0.35	40 / 1.57	40 / 1.5	25-30 / 1-1.25	HP508SQZ8*PA	HP508SRZ8*PA
Z10	142,0 / 5.59	159,0 / 6.22	9,0 / 0.35	40 / 1.57	40 / 1.5	25-30 / 1-1.25	HP508SQZ10*PA	HP508SRZ10*PA

*Other sprockets and hub sizes are manufactured up to request.

*POM (Acetal) and PP (Polypropylene) sprockets raw material is available on request.

*Machined Split Sprockets are available for each size.




HP508 Series / Comb Technical Specifications

	inch	mm
A	3.94	100,0
B	1.97	50,0
C	0.47	12,0
D	6.50	165,0
E	5.94	151,0
F	2.99	76,0
G	1.48	37,5
X	5.98	152,0



EC254 R

Pitch :	25,8 mm / 1 inch
Belt Surface :	Open, Smooth Surface
Minimum Width :	100 mm / 3.94 inch
Open Area (%) :	36%. (Biggest opening 7,5 x 12 mm)
Flight :	Yes. (T25, T50)
Side Wall :	Yes. (h=25 mm)
Rod :	Ø5 mm / 0.197 inch - Self Lock
Approved :	FDA and EU
Curve :	Yes
Color :	Additional colors available
Cleanability :	Excellent
Application :	Straight and side flexing
Collapse Factor :	2.1 - 2.4
Belt Thickness:	11 mm / 0.433 inch



Product Features and Functional Benefits

- Available for light and medium load capacity.
- 180 degree high speed side flexing applications.
- High temperature and wear resistance.
- Unique locking system.
- Belt provides optimal open area for drainage and airflow.

Available Moulded Module Sizes

- 200 mm / **7.87 inch** module
- 100 mm / **3.94 inch** module

EC254 R / Technical Information

BELT MATERIAL	BELT STRENGTH				TEMPERATURE		BELT WEIGHT Kg/m ² - lb/ft ²
	Straight		Curve		°C (min.) - °F (min.)	°C (max.) - °F (max.)	
	N/m	lb/ft	N/m	lb/ft			
Polypropylene	20900	1430	1100	248	+5 / +42.8	+90 / +194	4,7 - 0.96
Polyethylene	-	-	-	-	-	-	-
Acetal	29700	2035	1650	372	-43 / -45.4	+110 / +230	7,0 - 1.44

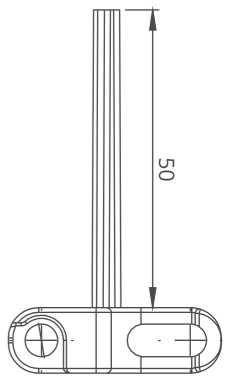
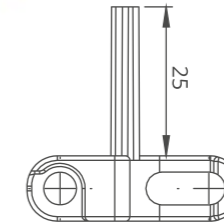
- Belt strength and temperature values are maximum on the table.

EC254 R-GT

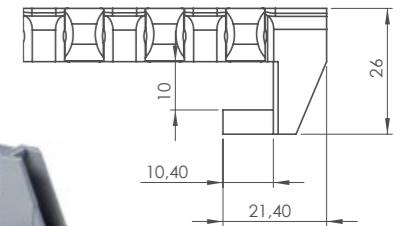

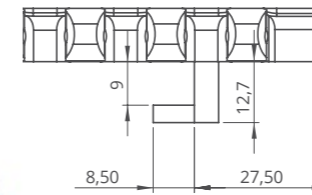
Pitch :	25,8 mm / 1 inch
Belt Surface :	Open, Friction Top Surface
Minimum Width :	100 mm / 3.94 inch
Open Area (%) :	36%. (Biggest opening 7.5 x 12 mm)
Flight :	Yes. (h=25 mm, h=50 mm)
Side Wall :	Yes. (h=25 mm)
Rod :	Ø5 mm / 0.197 inch - Self Lock
Approved :	FDA and EU
Curve :	Yes
Color :	Additional colors available
Cleanability :	Excellent
Application :	Straight and side flexing
Collapse Factor :	2.1 - 2.4
Belt Thickness:	15,5 mm / 0.61 inch



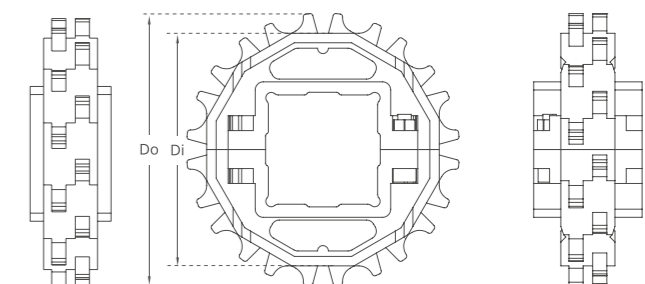
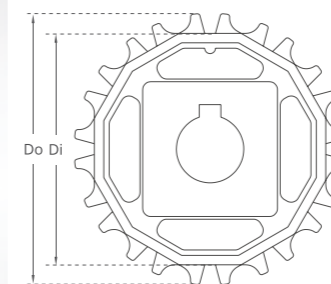
EC254 R Series Accessories and Technical Specifications



EC254 R Series / TAB - Technical Specification



Z12



Split moulded sprockets are available.

EC254 R Series / Standard Sprockets Dimensions

NO. TEETH	Di mm/inch	Do mm/inch	B mm/inch	A mm/inch	Square Bore (Q) mm/inch	Round Bore (R) mm/inch	PRODUCT CODE	
							Square Type (Q)	Round Type (R)
Z8	52,0 / 2.05	67,0 / 2.64	6 / 0.24	30 / 1.18	25 / 1	25 / 1	MD-TR254SQ25Z8*POM	MD-TR254SRZ8*POM
Z10	69,0 / 2.72	84,0 / 3.31	6 / 0.24	30 / 1.18	40 / 1.5	25-30 / 1-1.25	MD-TR254SQZ10*POM	MD-TR254SRZ10*POM
Z12	85,84 / 3.38	100,84 / 3.97	6 / 0.24	30 / 1.18	40 / 1.5	25-30 / 1-1.25	MD-TR254SQZ12*POM	MD-TR254SRZ12*POM
Z15	110,8 / 4.36	125,8 / 4.95	6 / 0.24	30 / 1.18	40 / 1.5	25-30 / 1-1.25	MD-TR254SQZ15*POM	MD-TR254SRZ15*POM
Z16	119,1 / 4.69	134,1 / 5.28	6 / 0.24	30 / 1.18	40 / 1.5	25-30 / 1-1.25	MD-TR254SQZ16*POM	MD-TR254SRZ16*POM
Z18	135,63 / 5.34	150,58 / 5.93	6 / 0.24	30 / 1.18	40 / 1.5	25-30 / 1-1.25	MD-TR254SQZ18*POM	MD-TR254SRZ18*POM


*Other sprockets and hub sizes are manufactured up to request. *PA (Polyamide) and PP (Polypropylene) sprockets raw material is available on request.

*Machined Split Sprockets are available for each size.

EC254T R (Tight Radius)



Pitch :	26 mm / 1 inch
Belt Surface :	Open, Smooth Surface
Minimum Width :	167 mm / 6.57 inch
Open Area (%) :	38%. (Biggest opening 6,5 x 12 mm)
Flight :	No
Side Wall :	Yes (h=25 mm)
Rod :	Ø5 mm / 0.197 inch - Self Lock
Approved :	FDA and EU
Curve :	Yes
Color :	Additional colors available
Cleanability :	Excellent
Application :	Straight and side flexing
Collapse Factor :	1.4 - 1.6
Belt Thickness:	13 mm / 0.512 inch



Product Features and Functional Benefits

- Belt designed for tight radius applications.
- Available for light and medium load capacity.
- 180 degree high speed side flexing applications.
- High temperature and wear resistance. Unique locking system.
- Belt provides optimal open area for drainage and airflow.

Available Moulded Module Sizes

- 200 mm / **7.87 inch** module
- 162 mm / **6.38 inch** module
- 137 mm / **5.39 inch** module
- 112 mm / **4.41 inch** module
- 100 mm / **3.94 inch** module
- 87 mm / **3.43 inch** module

EC254T R / Technical Information

BELT MATERIAL	BELT STRENGTH				TEMPERATURE		BELT WEIGHT Kg/m ² - lb/ft ²
	Straight		Curve		°C (min.) - °F (min.)	°C (max.) - °F (max.)	
	N/m	lb/ft	N/m	lb/ft			
Polypropylene	15400	1055	660	149	+5 / +42.8	+90 / +194	5,8 - 1.19
Polyethylene	-	-	-	-	-	-	-
Acetal	22000	1507	1210	272	-43 / -45.4	+110 / +230	8,4 - 1.72

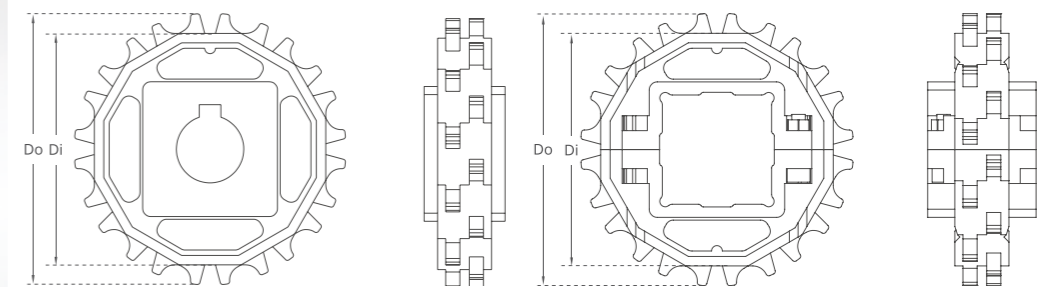
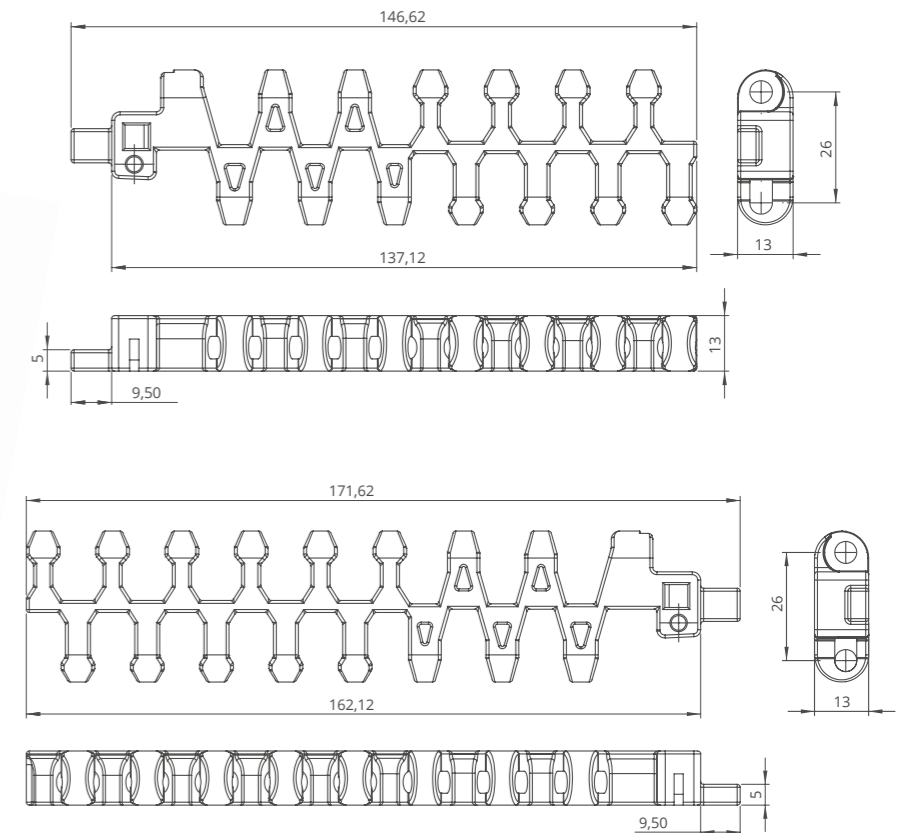
- Belt strength and temperature values are maximum on the table.



EC254T R Series Accessories and Technical Specifications



EC254T R Series / TAB - Technical Specification



Z12



EC254T R Series / Standard Sprockets Dimensions

NO. TEETH	Di mm/inch	Do mm/inch	B mm/inch	A mm/inch	Square Bore (Q) mm/inch	Round Bore (R) mm/inch	PRODUCT CODE	
							Square Type (Q)	Round Type (R)
Z8	52,0 / 2.05	67,0 / 2.64	6 / 0.24	30 / 1.18	25 / 1	25 / 1	MD-TR254SQ25Z8*POM	MD-TR254SRZ8*POM
Z10	69,0 / 2.72	84,0 / 3.31	6 / 0.24	30 / 1.18	40 / 1.5	25-30 / 1-1.25	MD-TR254SQZ10*POM	MD-TR254SRZ10*POM
Z12	85,84 / 3.38	100,84 / 3.97	6 / 0.24	30 / 1.18	40 / 1.5	25-30 / 1-1.25	MD-TR254SQZ12*POM	MD-TR254SRZ12*POM
Z15	110,8 / 4.36	125,8 / 4.95	6 / 0.24	30 / 1.18	40 / 1.5	25-30 / 1-1.25	MD-TR254SQZ15*POM	MD-TR254SRZ15*POM
Z16	119,1 / 4.69	134,1 / 5.28	6 / 0.24	30 / 1.18	40 / 1.5	25-30 / 1-1.25	MD-TR254SQZ16*POM	MD-TR254SRZ16*POM
Z18	135,63 / 5.34	150,58 / 5.93	6 / 0.24	30 / 1.18	40 / 1.5	25-30 / 1-1.25	MD-TR254SQZ18*POM	MD-TR254SRZ18*POM

*Other sprockets and hub sizes are manufactured up to request. *PA (Polyamide) and PP (Polypropylene) sprockets raw material is available on request.
*Machined Sprockets are available for each size.

EC508T R (Tight Radius)



Pitch :	50,8 mm / 2 inch
Belt Surface :	Open, Smooth Surface
Minimum Width :	508 mm / 20 inch
Open Area (%) :	58%. (Biggest opening 15 x 17 mm)
Contact Area (%) :	85%. Open Contact Area
Flight :	No
Divider :	Yes (h=25 mm)
Rod :	Ø6 mm / 0.236 inch - Self Lock
Approved :	FDA and EU
Curve :	Yes
Color :	Additional colors available
Cleanability :	Excellent
Application :	Straight and side flexing
Collapse Factor :	1.5 - 1.7
Belt Thickness:	16 mm / 0.630 inch



Product Features and Functional Benefits

- Belt designed for tight radius applications.
- Available for medium and high load capacity.
- Stainless steel pins option for high temperature applications.
- Stainless steel pins option reduce belt elongation for high temperature application.
- High temperature and wear resistance. Unique locking system.
- Belt provides optimal open area for drainage and airflow.
- Suitable for proofer-cooling-freezing spiral towers.

Available Moulded Module Sizes

- 203,2 mm / **4 inch** module
- 184 mm / **7.24 inch** module
- 172 mm / **6.76 inch** module

EC508T R / Technical Information

BELT MATERIAL	BELT STRENGTH				TEMPERATURE		BELT WEIGHT Kg/m ² - lb/ft ²
	Straight		Curve		°C (min.) - °F (min.)	°C (max.) - °F (max.)	
	N/m	lb/ft	N/m	lb/ft			
Polypropylene	16500	1131	2560	568	+5 / +42.8	+90 / +194	5,2 - 1.07
Polyethylene	-	-	-	-	-	-	-
Acetal	23100	1583	3520	792	-43 / -45.4	+110 / +230	7,5 - 1.54

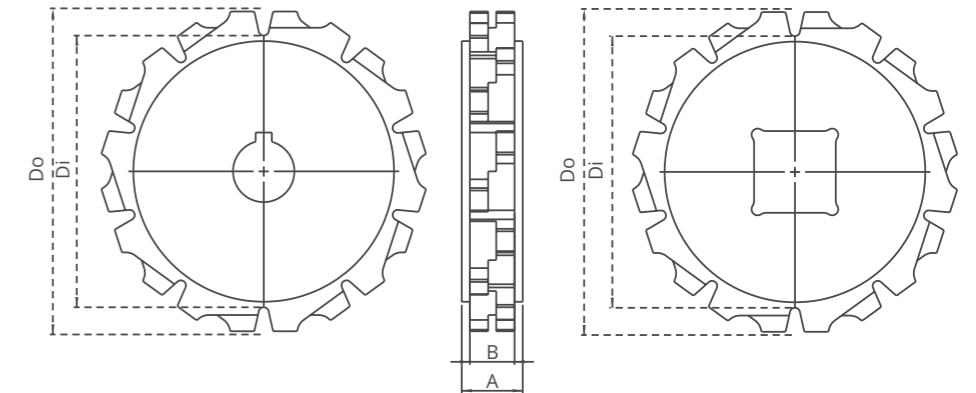
- Belt strength and temperature values are maximum on the table.



EC508T R Serie Sprockets and Accessories



Z8



EC508T R Serie / Machined Sprocket Dimensions

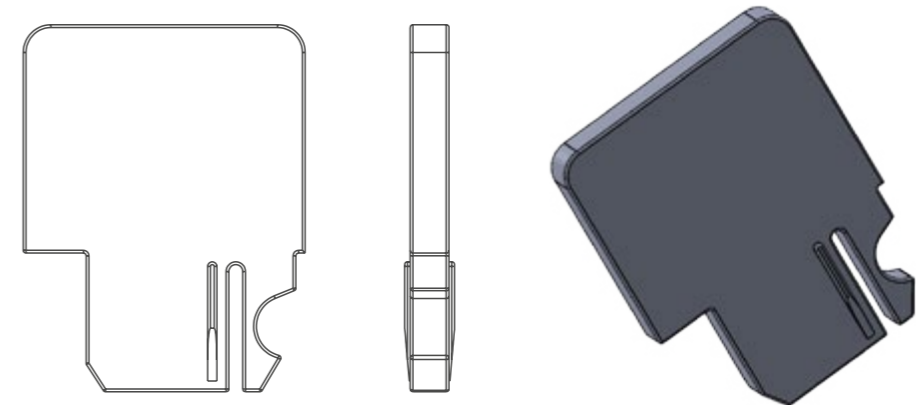
NO. TEETH	Di mm/inch	Do mm/inch	B mm/inch	A mm/inch	Square Bore (Q) mm/inch	Round Bore (R) mm/inch	PRODUCT CODE	
							Square Type (Q)	Round Type (R)
Z8	99,7 / 3.93	127,3 / 5.01	22 / 0.87	30 / 1.18	40 / 1.5	25-30 / 1-1.25	EC508TRSQZ8*POM	EC508TRSRZ8*POM
Z10	133,6 / 5.26	160,4 / 6.31	22 / 0.87	30 / 1.18	40 / 1.5	25-30 / 1-1.25	EC508TRSQZ10*POM	EC508TRSRZ10*POM
Z12	167,1 / 6.58	193,2 / 7.61	22 / 0.87	30 / 1.18	40 / 1.5	25-30 / 1-1.25	EC508TRSQZ12*POM	EC508TRSRZ12*POM

*All required sprockets produced by CNC.

*Other sprockets and hub sizes are manufactured up to request.


*POM (Acetal) and PA (Polyamide) sprockets raw material is available on request.

***Machined Split Sprockets are available for each size.**



EC508T R Serie / Divider Technical Specifications

Divider	-	
	mm	inch
Standard	35,9	1.41
Standard	61,3	2.41
Standard	86,7	3.41
Standard	112,1	4.41



Engineering Information

All Products

BELT CODE	Bakery	Meat	Poultry	Seafood	Fruit & Vegetables	Snackfood	Beverages & Bottling	Can Manufacturing	Tire Manufacturing	Automotive	Corrugated Cardboard	Packaging	Printing & Paper	Material Handling	Textile	Postal
MP80 C	*	*	*	*							*					
MP80 FG	*	*	*	*							*					
MP80 NS	*	*	*	*							*					
MP80 NP	*	*	*	*							*					
MD127 GAP%50	*			*	*										*	
HC127 C		*	*	*	*	*										
EC127 C	*	*	*	*	*	*	*	*	*	*	*	*	*	*	*	*
EC127 FG	*	*	*	*	*	*	*	*	*	*	*	*	*	*	*	*
EC127 GT	*	*	*	*	*	*	*	*	*	*	*	*	*	*	*	*
XP254 C	*	*	*	*	*	*	*	*	*	*	*	*	*	*	*	*
XP254 PR%22		*		*	*	*									*	
XP254 FG			*	*	*	*									*	
XP254 FLT CR						*	*	*	*	*	*	*	*	*	*	*
XP254 CR						*	*	*	*	*	*	*	*	*	*	*
EC254 C		*	*		*	*										
EC254 PR%16					*	*										
EC254 NT		*	*		*	*										
MD254 C	*	*	*	*	*	*	*	*	*	*	*	*	*	*	*	*
MD254 FG	*	*	*	*	*	*	*	*	*	*	*	*	*	*	*	*
MD254 RR				*	*	*	*	*	*	*	*	*	*	*	*	*
MD254 GT	*	*	*	*	*	*	*	*	*	*	*	*	*	*	*	*
MD254 GAP%48	*			*	*	*									*	*
MD508 C				*	*	*		*	*	*	*	*	*	*	*	*
MD508 FG				*	*	*		*	*	*	*	*	*	*	*	*
MD508 PR%25				*	*	*		*	*	*	*	*	*	*	*	*
EC508 C		*	*	*	*	*					*	*	*	*	*	*
EC508 PR%22			*	*	*	*					*	*	*	*	*	*
EC508 PR%11				*	*	*					*	*	*	*	*	*
EC508 PR%13				*	*	*					*	*	*	*	*	*
EC508 FG				*	*	*		*	*	*	*	*	*	*	*	*
EC508 DT			*	*	*	*					*	*	*	*	*	*
EC508 NT		*	*	*	*	*					*	*	*	*	*	*
EC508 FG-NT		*	*	*	*	*					*	*	*	*	*	*
HP508 C				*	*	*	*	*	*	*	*	*	*	*	*	*
HP508 RR				*	*	*	*	*	*	*	*	*	*	*	*	*
HP508 FG				*	*	*	*	*	*	*	*	*	*	*	*	*
EC254 R	*	*	*	*	*	*	*	*	*	*	*	*	*	*	*	*
EC254T R (Tight Radius)	*	*	*	*	*	*	*	*	*	*	*	*	*	*	*	*

BELT RAW MATERIAL / PINS RAW MATERIAL COMBINATION

	Applications	Belt Modules	Rods Pins
Standart	General Use Dry General Use Wet Chemical Resistance Low Temperature Low Temperature High Load Dry	PP PP PP PE POM POM	PP - POM - PA or PBT POM - PP or PBT PP or PBT PE - POM or PBT PE - POM or PBT PA or PBT
High Temperature	High Load Dry Wet 55 to 108 °C Temperature up to 180 °C	POM PPH (special) PA	PA or PBT PPH (Special) / Steel or PBT PA / Steel or PBT
Abrasive Conditions	Dry Wet up to 55 °C	POM PP	PA or PBT POM or PBT

STANDARD BELT MATERIALS WITH MODUTECH CODE

Material	Description	Code	Food Approved	Temperature
Polypropylene	- Standard material for the most common conveying applications . - Excellent chemical resistance.	PP	FDA - EU	+5 to +80 °C
Polyethylene	- Excellent chemical resistance . - Well suited for very low temperature with good impact resistance . - Not suitable for abrasive conditions.	PE	FDA - EU	-70 to +60 °C
Polyacetal	- Good strength and low coefficient of friction . - Not suitable for chemical environment. - Suitable for heavy duty applications.	POM	FDA - EU	Dry Conditions -38 to +90 °C Wet Conditions -35 to +60 °C

STANDARD BELT RAW MATERIALS WITH MODUTECH CODE

Material	Description	Code	Food Approved	Temperature
Polyamide6	- High strength and abrasion resistance. - Suitable for heavy duty applications. - Not suitable for wet conditions.	PA6	FDA - EU	Dry Conditions -35 to +120 °C Wet Conditions Not Recommended
Polyamide6.6	- Better strength and abrasion resistance. - Suitable for heavy duty applications. - Not suitable for wet conditions.	PA6.6	FDA - EU	Dry Conditions -35 to +120 °C Wet Conditions Not Recommended
Antistatic Polyacetal	- Reduced electrical surface to reduce belt charge up and dust accumulation. - Suitable for heavy duty applications and low temperature.	POM	-	Dry Conditions -35 to +80 °C Wet Conditions Not Recommended
Detectable Polyacetal	- Polyacetal with a special additive, which makes the material very well detectable for X-ray and metal detectors.	POM	FDA - EU	Dry Conditions -38 to +90 °C
Detectable Polypropylene	- Polypropylene with a special additive, which makes the material very well detectable for X-ray and metal detectors.	PP	FDA - EU	+5 to +90 °C
Hot Water Resistant Polypropylene	- Polypropylene with a special additive to improved temperature resistance. - Suitable for wet conditions.	PPH	FDA - EU	+5 to +115 °C
Low Friction Acetal	- Better strength and low coefficient of friction. - Not suitable for chemical environment. - Suitable for heavy duty applications.	POM LF	FDA - EU	+5 to +108 °C
High Performance Acetal (PBT)	- Extra wear resistance, strength and, low coefficient of friction. - Not suitable for chemical environment. - Suitable for heavy duty applications.	POM HP	FDA - EU	-35 to +90 °C
Extra High Temperature (EHT)	- Excellent heat resistance. - Suitable for light-medium duty applications at elevated temperatures.	PA EHT	-	Dry Conditions +4 to +210 °C Wet Conditions No Request
Flame retardant Polypropylene	- Flame retardant thermoplastic material for low-flammability. - High impacts below 10 °C must be avoided.	PP FR	-	+5 to +105 °C
Electrically conductive Polyoxymethylene (Acetal)	- Low electrical surface and volume resistance. - Electrical surface resistivity (ps) below 50'000 Ohm/sq. - High strength and low coefficient of friction. - Suitable for heavy duty applications and low temperatures.	POM EC	-	Dry Conditions -40 to +93 °C Wet Conditions No Request
Impact and cut resistant Polyoxymethylene (Acetal)	- Advanced impact and cut resistant surface. - Suitable for meat cutting conveyors and high impact applications. - Good chemical resistance to oil and alkalines, but not suitable for long-term contact with high concentration of acids and chlorine.	POM ICR	FDA - EU	Dry Conditions -40 to +93 °C Wet Conditions -40 to +60 °C



MODUTECH®

- DECLARATION OF COMPLIANCE -

Modutech Konveyör Bant Sistemleri San. ve Tic. A.S., Kemalpaşa OSB Mah. No: 228 Kuyucak Yolu Kumeevleri / İzmir, Turkey, here by declares under its exclusive responsibility that the Modular Belt (PP) Conforms with the Food Regulation:

FDA

according to the CFR code code of Federal Regulations

Title 21 § 177.520

Granules and additives used to manufacture the modular belts are selected exclusively among those listed by FDA standard Specifications 3.1 olefin copolymers for use in articles that contact food except for articles used for packing and holding food during cooking. This attest was issued on the basis of the accredited NSF laboratory test with:

Project no: 9896049,
Date of Report: January 9th, 2015



Modutech Konveyör Bant Sistemleri San. ve Tic. A.S.
Ankara Asfaltı 25.km Kızılcıklar Mevki
Kuyucak Kemalpaşa / İzmir - TÜRKİYE
Phone : +90 232 877 00 22 (pbx)
Fax : +90 232 877 01 11
Mail: info@modutech.com.tr
www.modutech.com.tr

İbrahim BAYIR
Modutech Quality Manager

Our Declaration of Compliance



CERTIFICATE

This certificate is granted to the organization,

MODUTECH MODULAR BELTING

Kemalpaşa OSB Kuyucak Yolu Dış Kapı No: 228 Kemalpaşa, İzmir, TURKEY

Production And Sales of **Modular Belts**

EA 14
according to the scope,

TS EN ISO 9001:2015

to certify that quality management system in accordance with standard's clauses is established and being implemented.

Date of First Issue	: 09.01.2021
Date of Issue	: 09.01.2021
Certificate Period	: 3 Year
Release Date	: 08.01.2022
Certificate No	: HQ.2021.633

BEST QUALITY SERVICES



BQS Belgelendirme ve Eğitim Hizmetleri Ltd. Şti.
Pazarcıbaşı Mahallesi "Nispetiye" Sokak No:31 Kat:1 Beşiktaş / İstanbul - Türkiye
Tic. Sic. No: 274142 No: 29 Nispetiye Sokak Kat:1 Beşiktaş / İstanbul - Türkiye



Modutech offers you wide range of modular belts with FDA - EU and ISO certificates.

Movement Technologies



MANİSA Headquarters & Factory

Selvilitepe OSB Mah. 1872 Cad. No:13/1
Turgutlu / MANİSA - TURKEY

Phone: +90 236 503 00 10 (pbx)
Fax: +90 236 503 00 99
e-mail: info@modutech.com.tr
www.modutech.com.tr

GERMANY Office

Modutech Belting GmbH
Konsul-Smidt-SraÙe 8b
28217 Bremen - GERMANY

Phone: +49 421 98699961
Fax: +49 174 1775388
e-mail: sales@modutech-belting.de
www.modutech-belting.de